

# Wildlife Viewing & Photographing Guide



*The Pittsburgh Foundation,  
Thyrsa W. Amos,  
Helen P. Rush, and  
Savina S. Skewis Fund*



[www.CounterAssault.com](http://www.CounterAssault.com)  
Grizzly Tough Bear Spray




Center For Wildlife Information  
[www.BeBearAware.org](http://www.BeBearAware.org)

Dear Visitors,

**A**nimals, especially bears, need space just like you and me. Learning to **enjoy wildlife safely & responsibly** will help ensure that wildlife thrives for years to come.


Follow the easy safety tips in this brochure and share what you learn with a friend or family member. If you are a teacher or a youth group leader, teach these techniques to your students or group members and ask them to teach others.

Enjoy your travels while visiting our forests, parks and refuges. Remember, it's our responsibility to keep wildlife wild.



General H. Norman Schwarzkopf

National Spokesman for  
the Be Bear Aware and Wildlife  
Stewardship Campaign.  
[www.bebearaware.org](http://www.bebearaware.org)



## How Close is Too Close?


**A**nimals that live in our forests, parks and refuges are wild. Even though they may look or act tame—they are not. **Always remain 100 yards away from bears and 25 yards from other large animals.**

The consequences of approaching wildlife can be serious. You are responsible for your own safety as well as the safety of wildlife. Wild animals should be allowed to forage for food, care for their young, sleep and play without human disturbance.

### **Animals that are approached too closely may:**

- ▼ Run into traffic and get hit by vehicles.
- ▼ Lose footing on cliffs and fall.
- ▼ Be separated from their young or forced to abandon their nests or dens.
- ▼ Become more vulnerable to predators because they are distracted by people or acquire a human scent.
- ▼ Abandon an important food source, reducing their chances for survival.





## Etiquette for Viewing and Photographing Wildlife

- ▼ View and photograph from an established observation area or the trail when hiking. If an animal approaches, back away in order to maintain a safe distance.
- ▼ Use binoculars, spotting scopes and telephoto lenses to view and photograph wild animals to avoid stressing them.
- ▼ Remain alert to potential danger while viewing or taking pictures.
- ▼ Avoid direct eye contact with bears, even through a lens, because it may be interpreted as a challenge or threat.
- ▼ Allow other visitors to enjoy wildlife—avoid blocking others' views.
- ▼ Stay away from newborn or young animals, nests and dens.
- ▼ Never sneak up on or otherwise surprise an animal, especially a bear.
- ▼ Never surround, crowd, chase or follow an animal—it may respond by charging.
- ▼ Never try to make an animal move to a different location.
- ▼ Don't make sudden loud noises around wild animals.

▼ Watch other people in the area—are they putting you in danger?

▼ Carry **bear spray** for your protection. It is not a substitute for following appropriate safety techniques.

### Professional photographers get great photos by:

- ▼ Using appropriate telephoto lenses.
- ▼ Photographing in controlled wildlife management areas with special access permits.
- ▼ Being patient, practicing low-impact photography, and devoting many years to getting desired photos.
- ▼ Using captive and conditioned animals at zoos and game farms.
- ▼ Cropping their photographs.

**Your safety is your responsibility!**



# Please Don't Feed Wild Animals

***Feeding animals can put you and the animals in danger.***

Wild animals, especially bears, should never be allowed to obtain human food or garbage. Wild animals that receive these "food rewards" just once may become aggressive toward humans. To protect people and their property, these animals may have to be destroyed. **Keep human food and garbage away from wildlife, especially bears.**

- ▼ Animals fed along roads tend to stay near the road, increasing the chances of vehicle-animal accidents.
- ▼ Animals used to human food may eat aluminum foil, plastic or other wrappings. These can severely damage animals' digestive systems and may even cause death.



***Animals can easily be startled into "fight or flight" behavior.***

▼ Human food may cause tooth decay, ulcers, malformation of horns, arthritis and other diseases in wild animals.

- ▼ Animals may try to eat any item with an odor. Do not leave boxes, wrappers, plastics or cans of any type where animals can get them.

## **For Their Safety, Children Should:**

- ▼ Always be within close reach and sight of guardians.
- ▼ Avoid playing in or near dense cover.
- ▼ Refrain from squealing or making other animal-like noises while hiking or playing.
- ▼ Be warned not to approach animals, especially baby animals.
- ▼ Never pet, feed or pose for a photo with a wild animal—even if the animal appears tame.



## **Along the Road...**

- ▼ Give animals plenty of space when they are near or crossing a road.
- ▼ Watch for others to follow if a deer or other animal runs in front of your vehicle.
- ▼ Enticing animals to your car with food or throwing food at them - encourages them to frequent the road area, resulting in potentially fatal vehicle-animal accidents.
- ▼ Observe or photograph animals, especially bears, from inside your car - do not drive close to animals. All large animals can cause serious damage to your vehicle.
- ▼ Park in established turnouts, not on the road.



## ***Litter can harm all animals.***

Photographs and educational concepts by Chuck Bartlebaugh, design by Ken Lockwood for Center For Wildlife Information.

## **You Can Make a Difference:**

For a complete list of educational wildlife stewardship materials and programs featuring safety techniques for hiking and camping in bear country and for viewing and photographing wildlife safely and responsibly, write to: CWI, P.O. Box 8289, Missoula, Montana 59807



[www.bebearaware.org](http://www.bebearaware.org)

The Center For Wildlife Information is a 501(c)(3) Non-profit organization.

© 2005 Center For Wildlife Information